























Terminal Stud Hole Size Reference Chart

Stud Size Terminals				
Terminal Hole Diagram	U.S. Custom Stud Size	Metric Stud Size	Stud Diameter	Minimum Terminal Hole Diameter
	#0	-	0.060 inch	0.064 inch
	#1	-	0.073 inch	0.077 inch
	#2	M2	0.086 inch	0.090 inch
	#3	-	0.099 inch	0.103 inch
	#4	-	0.112 inch	0.116 inch
	#5	M3	0.125 inch	0.129 inch
	#6	M3.5	0.138 inch	0.142 inch
	#8	M4	0.164 inch	0.168 inch
	#10	-	0.190 inch	0.194 inch
	#12	-	0.216 inch	0.220 inch
	#14	-	0.242 inch	0.245 inch
	1/4"	M6	0.250 inch	0.260 inch
	5/16"	M8	0.312 inch	0.323 inch
	3/8"	-	0.375 inch	0.385 inch
	7/16"	-	0.437 inch	0.448 inch
	1/2"	M12	0.500 inch	0.510 inch
	5/8"	M16	0.625 inch	0.651 inch
	3/4"	-	0.750 inch	0.776 inch

 0.901	7/8"	M22	0.875 inch	0.901 inch
 1.026	1.0"	-	1.000 inch	1.026 inches
 1.151	1 1/8"	-	1.125 inches	1.151 inches
 1.276	1 1/4"	-	1.250 inches	1.276 inches